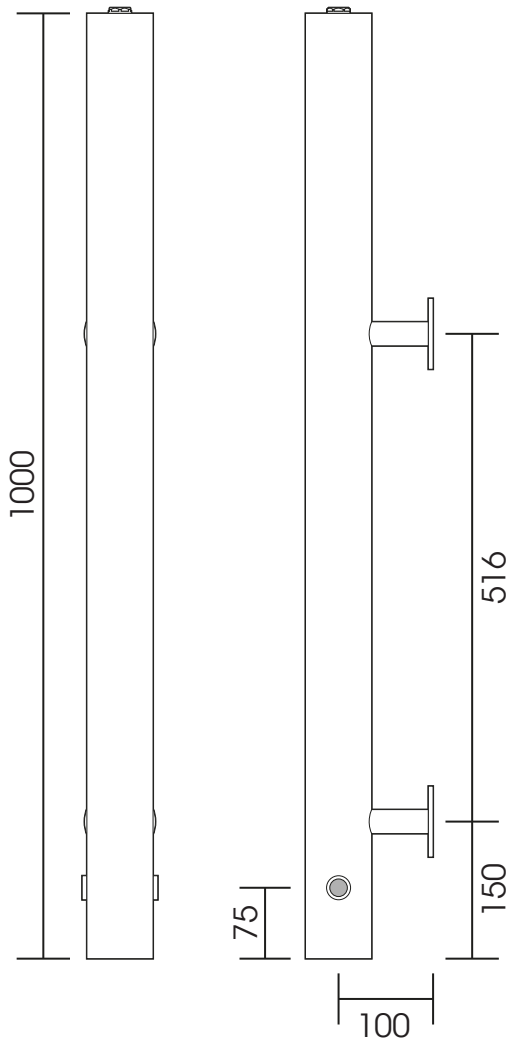
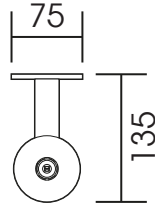
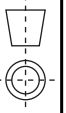


R70

Height: 1000
Width: 75
Depth: 135

Tube Ø: 70
Output @50°CΔT: 155 W
Elec. element if specified: 75 W



Aestus reserve the right to alter specifications without prior notice. ALL MEASUREMENTS ARE NOMINAL DIMENSIONS ONLY, AND ARE NOT BINDING.

Aestus

Strawberry Lane Industrial Estate
Willenhall, West Midlands WV13 3RS
Tel: 01902 387080 Fax: 01902 387081
e-mail: info@aestus.co.uk www.aestus.co.uk

DIMENSIONS ARE IN MILLIMETERS

MATERIAL: Stainless Steel

SCALE: 1:8